

Homework Summer 2nd Half Term







We have continued to create optional homework tasks that can be completed to achieve certificates. There are 8 tasks; 4 relating to the class topic and 4 relating to the school's Personal Moral Spiritual topic for the half term. They are optional as we are aware that many children take part in a large range of extra-curricular activities after school. Class teachers, however, may set English or maths homework that is expected to be completed - if this is the case you will be informed on a class by class basis. Remember, if you only do one thing reading with or to your child is likely to have the most significant impact on their progress in school. Also remember, that the school is subscribed to MATHLETICS; an online maths support website where children can play fun games to practise key maths strategies and rehearse important facts - including times tables for which we will still be awarding Karate style wrist bands. Certificates are also given out each week for children that score over 1000 points on Mathletics each week and the child with the highest score in each class gets to choose something from a prize box on Friday.

Reading. Remember reading is the most important homework you can do; try and read every night even if it is just for 10 minutes. Sometimes it is also nice to have stories read to you (these count in your termly total). This term every child from Year 2 upwards will be given a Reading Passport to encourage them to read after the more structured progression in Foundation and Year 1. Every time they complete a book they can collect 1 - 3 stamps (dependent on book's length) in their passport. Each completed page is entered into a draw at the end of term and the first 5 drawn out get to travel to Truro to buy a book of their choice from Waterstones funded by the school.

My Target is:

This half term I have read these books:

Total:

<p>Personal Moral Spiritual</p> <p>Footprints</p> 	<p>Plastic</p> <p>You are probably aware that plastic is damaging our oceans. Sir David Attenborough says 'the world is at a tipping point and we have to act now'.</p> <p>How can we help? Create an eye - catching poster showing 3 or more ways we can make changes in our lives that cut out plastics, such as plastic packaging on food, toys, carrier bags and so on. Your poster should persuade others to make these changes, perhaps by giving examples of the dangers.</p> 	<p>Eco - warriors</p> <p>There are many charities, such as Surfers Against Sewage, who are working hard to protect the natural Earth's natural habitats.</p> <p>Research a charity that works to help to protect our planet, no matter how big or small they are. Put together a presentation about your charity to be presented in a virtue assembly. This can be on Powerpoint or on paper or you to share with everyone.</p>	<p>Beach clean</p> <p>Every person can play a part in ridding our beaches of rubbish by taking part in a beach clean or just doing your own.</p> <p>Choose a stretch of beach and collect as much plastic and rubbish from that stretch as possible. Remember to wear gloves!! Turn your rubbish into something beautiful - create a piece of artwork from the items you find in your beach clean.</p>  	<p>Carbon footprint</p> <p>Our carbon footprint is the amount of carbon dioxide released into the atmosphere because of the choices we make in our lifetimes.</p> <p>What are the best choices you can make to reduce your carbon footprint?</p> <p>Draw a comic strip to show a whole day, from breakfast to bed-time, where you make all the best choices to reduce your carbon footprint. Think about</p> <ul style="list-style-type: none"> • Food • Travel • Saving energy at home • Recycling
<p>Class topic</p>	<p>Create your own mining story map-write your own story and see if you can learn it. Bring in the map and show the class your story!</p>	<p>Draw or write the process of mining-you can do this as a time line or as a list of instructions on how the mining process was completed.</p> 	<p>Can you make your own pasty? Try and make a pasty the way the miners used to have them. This should include a main and desert sides. Bring it in or bring in a picture of you making it.</p> 	<p>Try and learn some Cornish words. You could even try and have a conversation with someone who speaks Cornish. Come and teach your friends the words that you have learnt.</p>
	<p>Comment</p>	<p>Comment</p>	<p>Comment</p>	<p>Comment</p>